



ABN 43 408 613 180

NSW POLICE – FIREARMS REGISTRY

Recommended Safe Storage of Firearms

Category A & B

The Firearms Act requires the Commissioner of Police to be satisfied that the storage and safety requirements which are set out in the Act, are capable of being met by the applicant. Despite the fact that you may not intend to own a firearm, the granting of a licence entitles you to possession of a firearm, the onus of proof as to your capability to meet those requirements rests with you. You are required to state the location where firearms in your possession will be kept if you are responsible for their storage and safekeeping.

When carrying or using a firearm you must ensure:

- Its safekeeping
- That it is not lost or stolen
- That it does not come into the possession of an unauthorised person.

When not carrying or using firearms, they must be stored safely. The storage requirements may vary depending on the category of firearms being stored.

All firearm owners must:

- Meet or exceed the minimum storage requirements set for each licence category
- Store ammunition in a locked container separately from the firearms
- Ensure firearms are unloaded at all times when stored
- Meet specific storage requirements for the transportation and temporary storage of all firearms.

It is in the interest of all firearms owners to familiarise themselves with the *Firearms Act 1996* and its associated Regulations.


Level 1 Security Recommended Minimum Storage Requirements for Licence Category A & B Firearms.

All category A & B firearms registered to the licence holder should be stored in a gun cupboard or commercially produced display case or gun rack.

A gun cupboard should comply with the following minimum standard:

- The cupboard must be sturdily constructed in wood or steel so as to provide a reasonable level of security against unauthorised entry
- If the weight of the cupboard is less than 150kg when empty it must be secured to the floor and wall of the structure. See *"Securing a safe to the structure"*.
- It must be fitted with a solid metal lock/s which should have a minimum body width of 40mm, a hardened steel shackle and have a minimum of 100 key changes; and
- The door should be fitted with a three point locking mechanism and padlocked by means of a hasp and staple or lever handle.

Questions, call the Firearms Registry on 1300 362 562



Example of a steel container which would comply with the basic storage requirements of the Firearms Act 1996 in respect of firearms held under a Category A & B licence. Category A & B Firearms may also be stored in a level 2 safe.

Note: Display Cabinets & Gun Rack which provide at least equivalent security are acceptable.

Display Permit Holders/Firearms Dealers

A display case should be:

- Of solid construction, padlocked and kept in a permanent building with secure locks on all entrances
- All glass paneling must be a minimum grade of 6.38mm and be laminated
- Secured to the floor and wall of the structure. See *"Securing a Safe to the structure"*

A gun rack should be:

- Of solid construction, padlocked and kept in a permanent building with secure locks on all entrances
- Secured with plastic coated flexible steel cable (4mm minimum thickness), or chain of equivalent strength, passing through the trigger guard/s and secured to the wall at each end by expanding anchor bolts/coach screws,
- Secured to the floor and wall of the structure. See *"Securing a safe to the structure"*.

The premises where the firearms are stored must be a permanent structure with secure locks on all openings (structures such as garden sheds would not be considered a permanent structure).



ABN 43 408 613 180

NSW POLICE – FIREARMS REGISTRY

Recommended Safe Storage of Firearms

Category C, D & H

Level 2 Security Recommended Minimum Storage Requirements for Licence Category C, D and H Firearms.

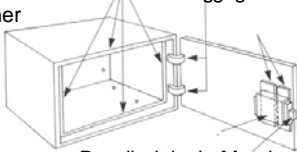
All category C, D and H firearms registered to the licence holder must be stored in a locked steel safe. When both longarms and pistols are being stored then pistols can be stored in a longarms safe. If the number of firearms stored exceeds 15, the safe should be located in premises which are either fitted with a monitored alarm system or staffed 24 hours a day.

The safe must be bolted to the structure and comply with the following minimum standard:

- The safe should be constructed of structural grade 250 mild steel conforming with AS3679 and be not less than 6mm in thickness for pistols and 3mm for longarms and be constructed with continuous welding on all external edges
- It should be fitted with a door not less than 6mm thick, swung on either concealed pivots, or externally mounted sealed end hinges welded to the door and body of the safe, with a clearance round the door of not more than 1mm
- If hinged, have a locking bar or dogging bolts welded to the inside face of the door near the hinge edge, which engages in a rebate in the container body when the door is closed
- Be fitted with a six lever key, pick resistant, deadbolt locking mechanism (two locks are required for a longarms safe). The lock should be securely affixed to the rear face of the door and a metal strap overlapping the lock case with each end welded to hardened steel anti drill plates (3mm mild case hardened to 60 Rockwell C0, which will in turn be welded to the door
- Be constructed with a full length rebate welded to the side of the container body. Locking edge to receive the deadbolt of the locking mechanism
- A pistol safe should be constructed to leave a 10mm skirt formed by the recessing of the back plate from the outer edges of the sides, top and bottom wall plates to prevent jemmying.

Steel length rebate welded to sides of container

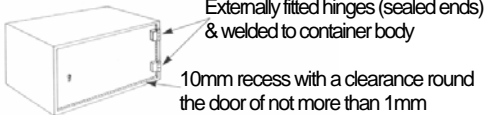
Dogging bolts welded to inside of door



Deadbolt lock. Metal strap securing locking mechanism to inside of door

The container is to be secured to the structure through the back and/or base.

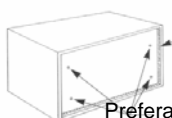
FRONT VIEW



Externally fitted hinges (sealed ends) & welded to container body

10mm recess with a clearance round the door of not more than 1mm


REAR VIEW



Back plate recessed 10mm from the outer edges of the top, bottom & side plates

Preferably four (4) bolt holes as specified

Example of basic container which would comply with the requirements of the Firearms Act 1996 in respect of the storage of Category C & D Firearms. Category A, B and H firearms may also be stored in a level 2 safe as the security level exceeds that of lower level containers.



← Ammunition

Container door to be 6mm thick

3mm body with rolled or continuous weld edges

The container is to be secured to the structure through the back and base.

Securing a Safe to the Structure

The mounting and positioning of the safe is important and consideration should be given to positioning to make it difficult to jemmy open (ie a safe placed in a corner with the lock closest to the wall would be more difficult to cut or jemmy open)

The safe must be bolted to the structure of the premises:

- When mounted onto brick, stone or concrete, it should be attached by at least four (4) masonry anchors 90mm in length and 10mm in diameter internally fitted through holes in the rear and base of the container, securing it to the floor and/or wall. In the case of level 1 floor containers the floor of the safe should also be flush with its base.
- When mounted onto main wall studs or wall bearers, it should be fitted flush against the wall and secured to the wall studs and floor bearers by four (4) galvanized hexagon head coach screws, not less than 65mm in length and 8mm diameter. In the case of level 1 containers ensure that the container is flush with its base.

Inspections of Storage Facilities

Owners of Firearms must allow a police officer to inspect facilities at a mutually agreeable time.

In the case of a Firearms Dealer and Security firms, inspections may take place at any reasonable time.

Penalties

Failure to comply with the storage requirements of the Firearms Act 1996 is an offence & may be subject to a maximum penalty of 14 years imprisonment for prohibited firearms & pistols & 5 years for any other firearm. A police officer may seize any firearm or ammunition that is not being stored correctly & the firearm is forfeited on a finding of guilt by the court.

Questions, call the Firearms Registry on 1300 362 562